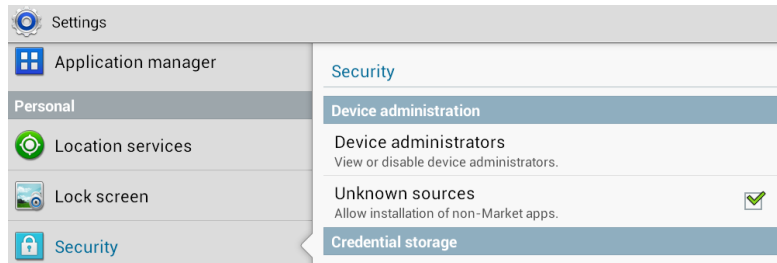


# HOW TO INSTALL SOFTWARE ON ANDROID TABLET

## STEP 1

Click on Settings and locate Security.

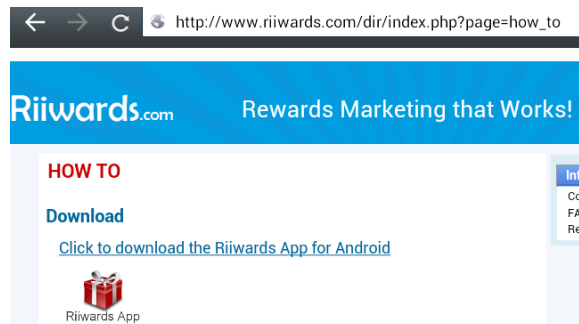
Check Unknown sources to allow the installation of non-Market apps.



## STEP 2

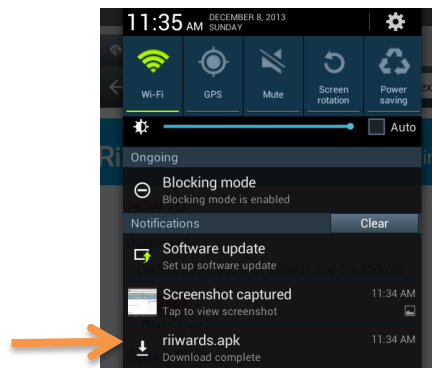
Open the web browser on the tablet and go to [www.riiwards.com/howto](http://www.riiwards.com/howto)

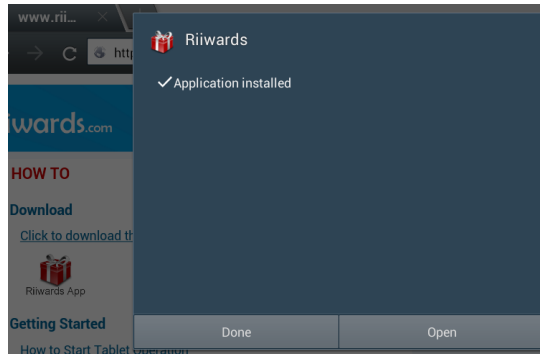
Click on the Riiwards icon to install.



## STEP 3

Open the status bar by dragging down/up from the top/bottom. Touch the downloaded riiwards.apk to install.



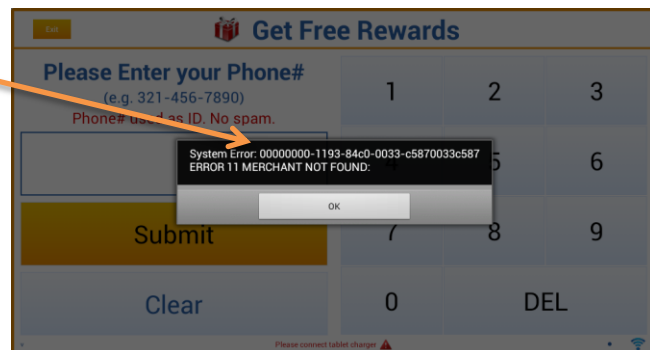


## STEP 4

Please email the Tablet ID (long number shown in the error message) to [support@riiwards.com](mailto:support@riiwards.com)

Riiwards will register your tablet and you will receive a confirmation when it is ready to use.

Please restart the application.



# THAT'S IT!