


HOW TO RECONNECT TABLET TO WIFI

When the WiFi icon is crossed out, the connection to WiFi has been interrupted. To reconnect your tablet, please follow the steps below.


 **Get Free Rewards**


Please Enter your Phone#
 (e.g. 321-456-7890)
Phone# used as ID. No spam.

Submit

Clear

TEST v2.3.01

1	2	3
4	5	6
7	8	9
0		





STEP 1

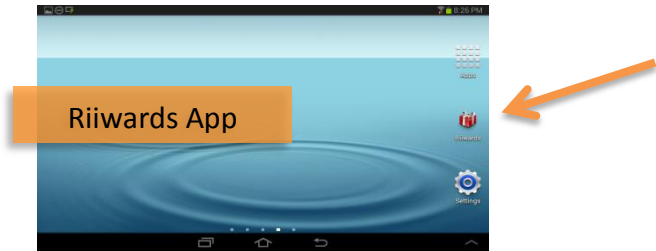
Restart your tablet, pressing the On/Off button for a few seconds.

Locate the On/Off button as shown in the picture.



STEP 2

After your tablet has restarted, open again the Riiwards App.




STEP 3

If Step 1 and Step 2 do not successfully reconnect your tablet, please restart your wireless router.

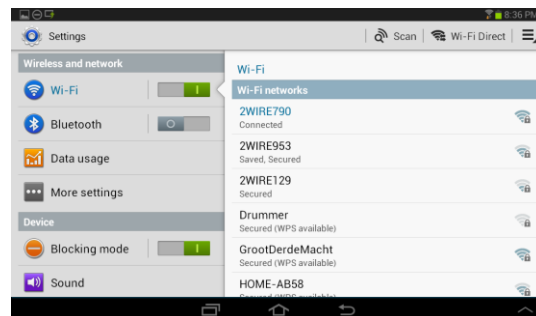
STEP 4

If restarting your wireless router does not reconnect your tablet, please go to Settings.




STEP 5

Start Settings and select WiFi.



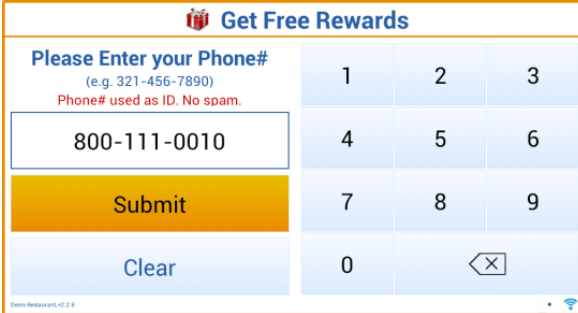
STEP 6

Select Wifi-Network;
enter password. When the connection
is established, touch the Home button 
to return to the main screen.



STEP 7

Touch Riiwards icon to start
the Riiwards App and main screen appears.



Get Free Rewards			
Please Enter your Phone# (e.g. 321-456-7890) <small>Phone# used as ID. No spam.</small>			
1	2	3	
4	5	6	
Submit	7	8	9
Clear	0	<	X

STEP 8

If the WiFi connection still cannot be reestablished, please email
support@riiwards.com for further assistance.